

# Lifting & Hoisting

## Winches

### Stainless Steel Load Brake Winch

Versatile and compact, this robust, lightweight stainless steel hand winch is ideal for a range of lifting and pulling applications. Constructed from corrosion resistant 304 stainless steel, this winch is perfect for use outdoors and in corrosive environments.

*Capacity:*

545kg Pull/270kg Lift

820kg Pull/410kg Lift

1200kg/600kg Lift

*Applications:*

Food Manufacturing, Marine, Pharmaceutical.


*Complies with:*

AS/NZS1418

**Product Features**

- Comfort grip handle.
- Fully enclosed gear train.
- Automatic braking system.
- Grade 304 stainless steel construction.
- Convenient fixing points along the base.



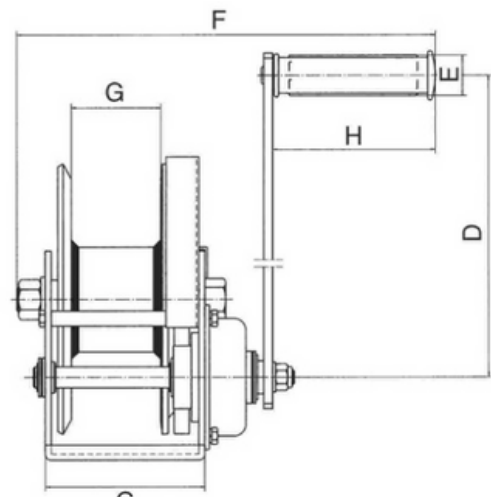
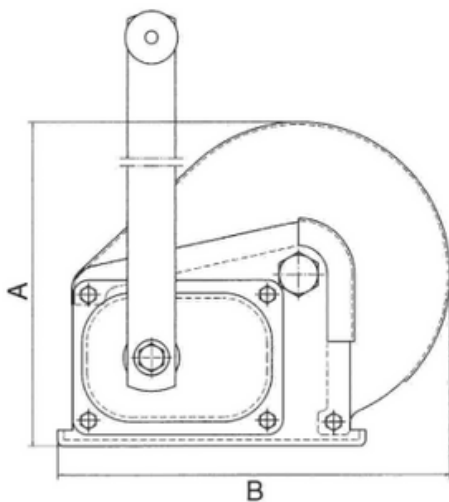


# Lifting & Hoisting

## Winches

### SPECIFICATIONS

PRODUCT CODE	WORKING LOAD LIMIT (W.L.L.) LIFTING	WORKING LOAD LIMIT (W.L.L.) LIFTING	GEAR RATIO	VOLUME	NET WEIGHT
BWOZ0SS545	270kg	545kg	4.2:1	16cm x 16cm x 22cm	3.7kg
BWOZ0SS820	410kg	820kg	5:1	35cm x 20cm x 23cm	7.7kg
BWOZSS1200	600kg	1200kg	10:1	35cm x 24cm x 24cm	10.1kg



### DIMENSIONS

PRODUCT CODE	A	B	C	D	E	F	G	H
BWOZSS0545	156mm	184mm	88mm	210mm	27mm	272mm	51mm	109mm
BWOZSS0820	203mm	256mm	107mm	319mm	27mm	283mm	60mm	109mm
BWOZSS1200	216mm	293mm	127mm	319mm	27mm	305mm	63mm	109mm